

ACTIVATION HELP & INSTRUCTIONS

The copy protection system in Feral titles offers you two ways to play the game.

1. You can play with the game DVD in your Mac's DVD drive.
2. You can activate the game online. Once activated online you no longer need to have the DVD to play the game.

In either case you will need to enter the Product Key.

ENTERING THE PRODUCT KEY

If you have a physical copy of the game you will find the Product Key on the back of your printed manual. Here is an example:

PRODUCT KEY

S3UT-YY47-CS3P-45UK-QW4N-3YAU


If you downloaded the game from an online reseller you will have received a Product Key via an email or web page at the time of purchase. If you cannot find your Product Key after downloading the game please contact the vendor for assistance.

When you first start the game you will see the pre-game Options window, showing the Activation Panel:

Game Options

ActivationAboutDisplaysVideoExtrasSupportAdvanced

In order to play Game, you must first enter your Product Key, then it must be activated online or the game DVD must be in the drive.



Product Key

e.g. S3UT-YY47-CS3P-45UK-QW4N-3YAU

?

Save

Purchase Online...

If you do not have the game DVD but would like to play the full game, choose this option to purchase Game online.

Contact Feral...


If you are experiencing any problems or have any questions about the activation process please use this button to contact activation support.

☒ Always show this dialog


Quit

Play with DVD

Enter your Product Key into the six empty boxes. Once the Product Key has been entered, the **Save** button in the right-hand corner of the Panel will activate. Click the **Save** button to save your Product Key. The Activation Panel's appearance will change:

 **Product Key**

S3UT - YY47 - CS3P - 45UK - QW4N - 3YAU

 [Activate Online...](#)

PLAYING USING THE DVD

Once you have entered and saved your Product Key you may play the game by clicking the **Play with DVD** button. In order for the game to launch, the disc must be present in your Mac's DVD drive.

PLAYING USING ONLINE ACTIVATION

If you prefer to play without the game DVD in the drive, or if you downloaded the game, you can activate the game online. Click the **Activate Online...** button in the Activation Panel. A dialog will appear confirming that your Product Key will be sent to Feral. Click the **Activate Online** button in the dialog.

Your Product Key will now be sent to Feral. Once it is activated, you will be able to play the game without having the DVD in the drive.

[Cancel](#) [Activate Online](#)

The Activation Panel will update showing you the number of machines you are allowed to activate the game on and how many machines you have currently activated.



Product Key

S3UT - YY47 - CS3P - 45UK - QW4N - 3YAU [Copy](#)

Activations

Last Updated: Friday, 22 July 2011 14:12:35

[?](#)
[Deactivate...](#)

You may now play your game without an internet connection.

**I TRIED EVERYTHING
ABOVE AND I AM STUCK.
WHAT SHOULD I DO?**

If you are experiencing problems, click on the **Contact Feral...** button. Fill in the requested fields and send your query to the Feral Support staff who can help solve problems with activation.

Please fill in the details below.
Please note that this form should only be used for issues related to the activation system.

Email:

FREQUENTLY ASKED QUESTIONS

Do I have to activate the game on multiple accounts?

No. Once you have activated the game it will work for all users on that computer.

Can I activate at a later date?

Yes, you can activate or deactivate online at any time.